


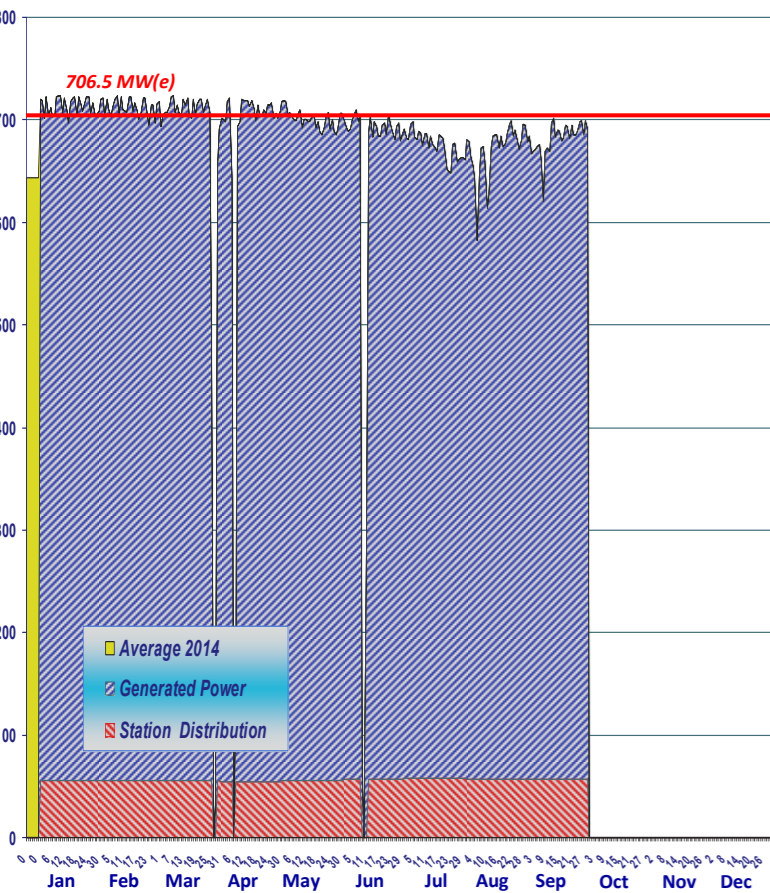
Cernavoda NPP UNIT 1+2

Since in Service



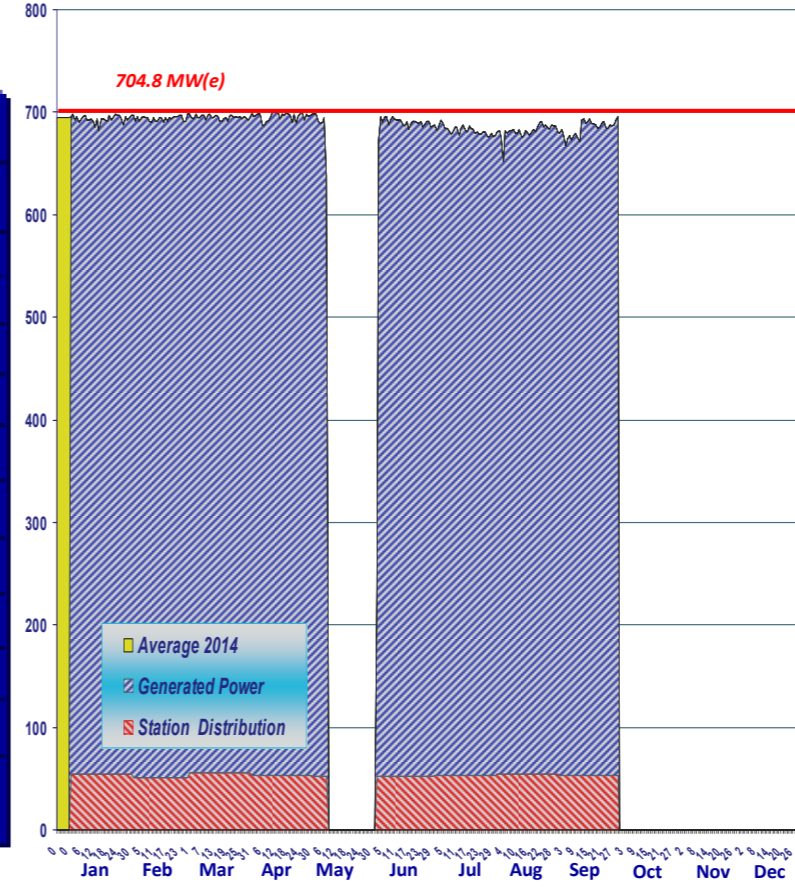
Station Performance

Year	1996		1997		1998		1999		2000		2001		2002		2003		2004		2005		2006		2007		2008		2009		2010		2011		2012		2013		2014		Lifetime Statistics		
	Unit 1	Unit 1	Unit 1	Unit 1	Unit 1	Unit 1	Unit 1	Unit 1	Unit 1	Unit 1	Unit 1	Unit 1	Unit 2	Unit 1	Unit 2	Unit 1	Unit 1	Unit 1	Unit 1	Unit 1	Unit 1	Unit 1	Unit 1	Unit 2	Unit 1	Unit 2	Unit 1	Unit 2	Unit 1	Unit 2	Unit 1	Unit 2	Unit 1	Unit 2	Unit 1	Unit 2	Unit 1	Unit 2	MWh	MWh	%
Total Generated Power (gross)	506,832	5,400,856	5,307,181	5,198,083	5,455,751	5,445,900	5,513,410	4,905,663	5,548,082	5,554,959	5,631,510	6,005,176	961,986	5,227,976	5,997,832	6,158,677	5,593,082	5,622,222	6,000,987	6,133,868	5,613,336	5,383,713	6,082,523	6,121,295	5,497,112	5,624,363	6,051,210	105,194,060	45,905,685	MWh											
Total Power (net)	462,039	4,968,837	4,918,951	4,813,027	5,053,355	5,049,871	5,106,225	4,541,418	5,142,305	5,114,677	5,177,957	5,518,346	887,239	4,805,476	5,528,108	5,661,651	5,158,248	5,167,231	5,537,520	5,633,142	5,177,835	4,948,204	5,615,317	5,622,015	5,073,743	5,164,376	5,589,304	96,950,899	42,354,195	MWh											
Unit Capacity Factor	99.67	87.27	86.19	84.51	88.30	88.25	89.37	79.52	89.71	90.08	91.37	97.62	93.23	84.83	96.92	100.10	90.60	91.53	97.24	99.67	91.07	87.16	98.47	99.40	89.15	91.14	98.50	90.60	94.09	%											



Commercial Operation in 2015-Unit #2

Month	Generated Power (MWh)	Net Power (MWh)	Unit Capacity Factor (%)
January	515,917	476,994	99.86%
February	466,330	430,363	99.94%
March	516,358	476,817	99.93%
April	501,035	462,473	99.72%
May	131,913	121,668	25.25%
June	469,126	432,206	92.84%
July	507,428	467,407	97.22%
August	507,596	466,701	97.22%
September	491,682	452,897	97.31%
TOTAL	4,107,385	3,786,884	89.74%



Commissioning Station Statistics

	Unit #1 11.07 ÷ 02.12.1996	Unit #2 07.08 ÷ 01.11.2007	
Total Generated Power (gross)	878,833	741,858	MWh
Total Power (net)	724,401	673,516	MWh

Lifetime Station Statistics

Total Generated Power (gross)	151,099,745	MWh
Total Power (net)	139,305,094	MWh