




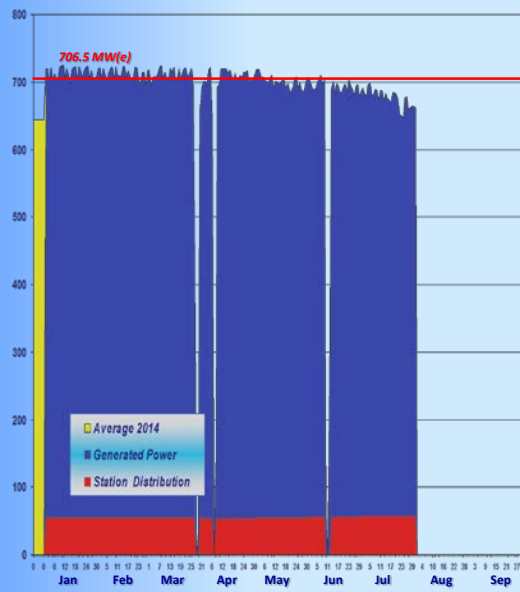
Cernavoda NPP UNIT 1+2

Since in Service

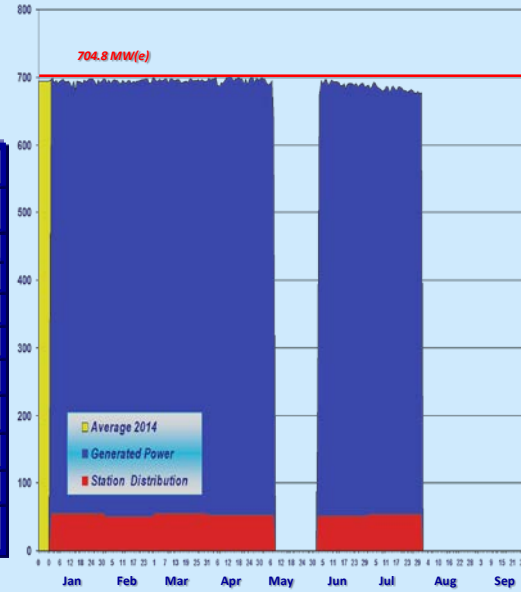


Station Performance

Year	1996	1997	1998	1999	2000	2001	2002	2003	2004	2005	2006	2007	2008	2009	2010	2011	2012	2013	2014	Lifetime Statistics										
	Unit 1	Unit 1	Unit 1	Unit 1	Unit 1	Unit 1	Unit 1	Unit 1	Unit 1	Unit 1	Unit 1	Unit 2	Unit 1	Unit 2	Unit 1	Unit 2	Unit 1	Unit 2	Unit 1	Unit 2	Unit 1	Unit 2	Unit 1	Unit 2	Unit 1	Unit 2				
Total Generated Power (gross)	506,832	5,400,856	5,307,181	5,198,083	5,455,751	5,445,900	5,513,410	4,905,663	5,548,082	5,554,959	5,631,510	6,005,176	961,986	5,227,976	5,997,832	6,158,677	5,593,082	5,622,222	6,000,987	6,133,868	5,613,336	5,383,713	6,082,523	6,121,295	5,497,112	5,624,363	6,051,210	104,204,116	44,906,407	MWh
Total Power (net)	462,039	4,968,837	4,918,951	4,813,027	5,053,355	5,049,871	5,106,225	4,541,418	5,142,305	5,114,677	5,177,957	5,518,346	887,239	4,805,476	5,528,108	5,661,651	5,158,248	5,167,231	5,537,520	5,633,142	5,177,835	4,948,204	5,615,317	5,622,015	5,073,743	5,164,376	5,589,304	96,045,730	41,434,597	MWh
Unit Capacity Factor	99.67	87.27	86.19	84.51	88.30	88.25	89.37	79.52	89.71	90.08	91.37	97.62	93.23	84.83	96.92	100.10	90.60	91.53	97.24	99.67	91.07	87.16	98.47	99.40	89.15	91.14	98.50	90.56	94.02	%



Month	Generated Power	Net Power	Unit Capacity Factor
	MWh	MWh	%
January	531,048	488,668	101.03%
February	478,562	440,470	100.80%
March	488,886	449,577	93.13%
April	478,349	440,022	94.04%
May	521,312	479,353	99.33%
June	457,649	419,128	90.00%
July	502,743	460,054	95.64%
TOTAL	3,458,549	3,176,627	96.26%



Month	Generated Power	Net Power	Unit Capacity Factor
	MWh	MWh	%
January	515,917	476,994	99.86%
February	466,330	430,363	99.94%
March	516,358	476,817	99.93%
April	501,035	462,473	99.72%
May	131,913	121,668	25.25%
June	469,126	432,206	92.84%
July	507,428	467,407	97.22%
TOTAL	3,108,107	2,867,282	87.57%

Commissioning Station Statistics

	Unit #1 11.07 ÷ 02.12.1996	Unit #2 07.08 ÷ 01.11.2007	
Total Generated Power (gross)	878,833	741,858	MWh
Total Power (net)	724,401	673,516	MWh

Lifetime Station Statistics

Total Generated Power (gross)	149,110,523	MWh
Total Power (net)	137,480,327	MWh