


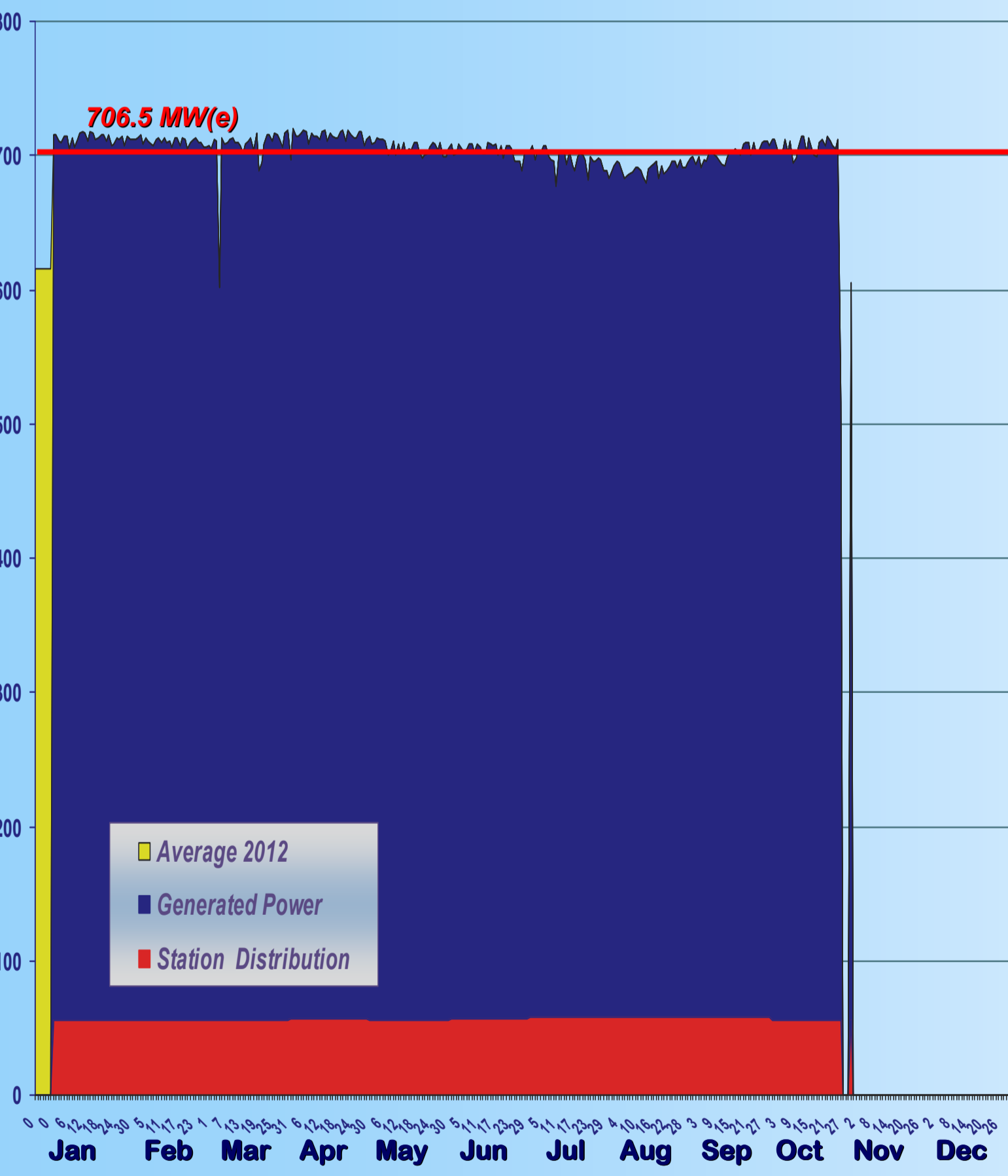


Cernavoda NPP UNIT 1+2 Since in Service

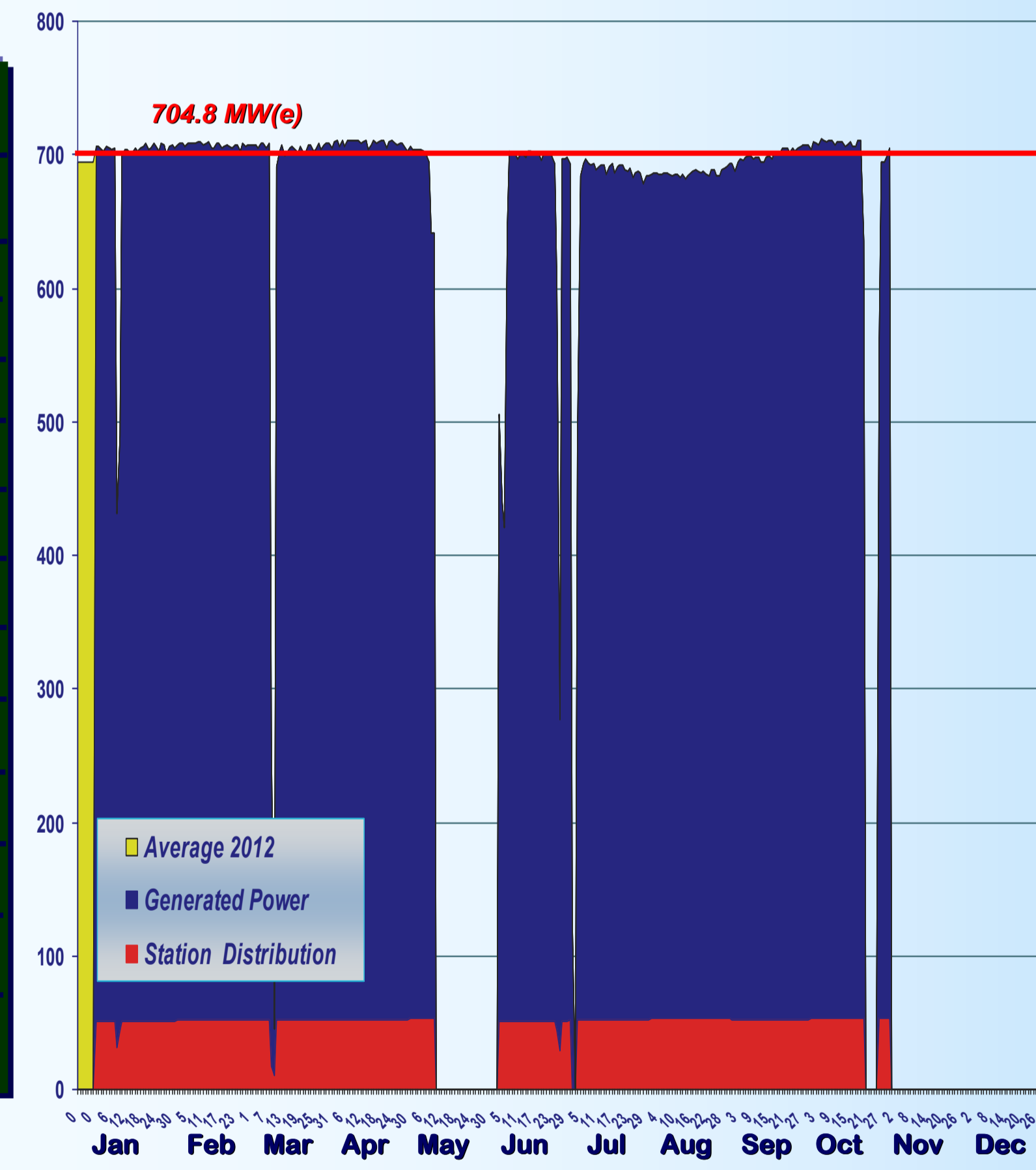


Station Performance

Year	1996	1997	1998	1999	2000	2001	2002	2003	2004	2005	2006	2007		2008		2009		2010		2011		2012		Lifetime Statistics			
	Unit 1	Unit 1	Unit 1	Unit 1	Unit 1	Unit 1	Unit 1	Unit 1	Unit 1	Unit 1	Unit 1	Unit 1	Unit 2	Unit 1	Unit 2	Unit 1	Unit 2	Unit 1	Unit 2	Unit 1	Unit 2	Unit 1	Unit 2	Unit 1	Unit 2	Unit 1	Unit 2
Total Generated Power (gross)	506,832	5,400,856	5,307,181	5,198,083	5,455,751	5,445,900	5,513,410	4,905,663	5,548,082	5,554,959	5,631,510	6,005,176	961,986	5,227,976	5,997,832	6,158,677	5,593,082	5,622,222	6,000,987	6,133,868	5,613,336	5,383,713	6,082,523	94,084,822	34,765,027	MWh	
Total Power (net)	462,039	4,968,837	4,918,951	4,813,027	5,053,355	5,049,871	5,106,225	4,541,418	5,142,305	5,114,677	5,177,957	5,518,346	887,239	4,805,476	5,528,108	5,661,651	5,158,248	5,167,231	5,537,520	5,633,142	5,177,835	4,948,204	5,615,317	86,752,878	32,069,275	MWh	
Unit Capacity Factor	99.67	87.27	86.19	84.51	88.30	88.25	89.37	79.52	89.71	90.08	91.37	97.62	93.23	84.83	96.92	100.10	90.60	91.53	97.24	99.67	91.07	87.16	98.47	90.20	93.80	%	



Month	Generated Power	Net Power	Unit Capacity Factor
	MWh	MWh	%
January	530,265	487,814	101.58%
February	477,394	439,116	101.38%
March	524,725	482,387	100.65%
April	514,814	473,569	101.65%
May	525,284	483,446	100.16%
June	506,696	465,316	99.80%
July	518,535	474,726	98.80%
August	513,663	469,690	98.00%
September	505,398	463,412	99.68%
October	468,141	430,689	89.60%
TOTAL	5,084,913	4,670,166	99.10%



Month	Generated Power	Net Power	Unit Capacity Factor
	MWh	MWh	%
January	512,487	473,312	98.13%
February	475,258	439,174	100.52%
March	497,129	459,076	95.15%
April	510,154	471,533	100.62%
May	166,923	154,122	31.83%
June	422,809	389,243	83.30%
July	477,798	440,359	91.20%
August	510,684	469,995	97.40%
September	503,927	465,345	99.30%
October	437,880	402,850	83.50%
TOTAL	4,515,049	4,165,008	87.90%

Commissioning Station Statistics

	Unit #1 11.07 + 02.12.1996	Unit #2 07.08 + 01.11.2007	
Total Generated Power (gross)	878,833	741,858	MWh
Total Power (net)	724,401	673,516	MWh

Lifetime Station Statistics

Total Generated Power (gross)	128,849,849	MWh
Total Power (net)	118,822,153	MWh