


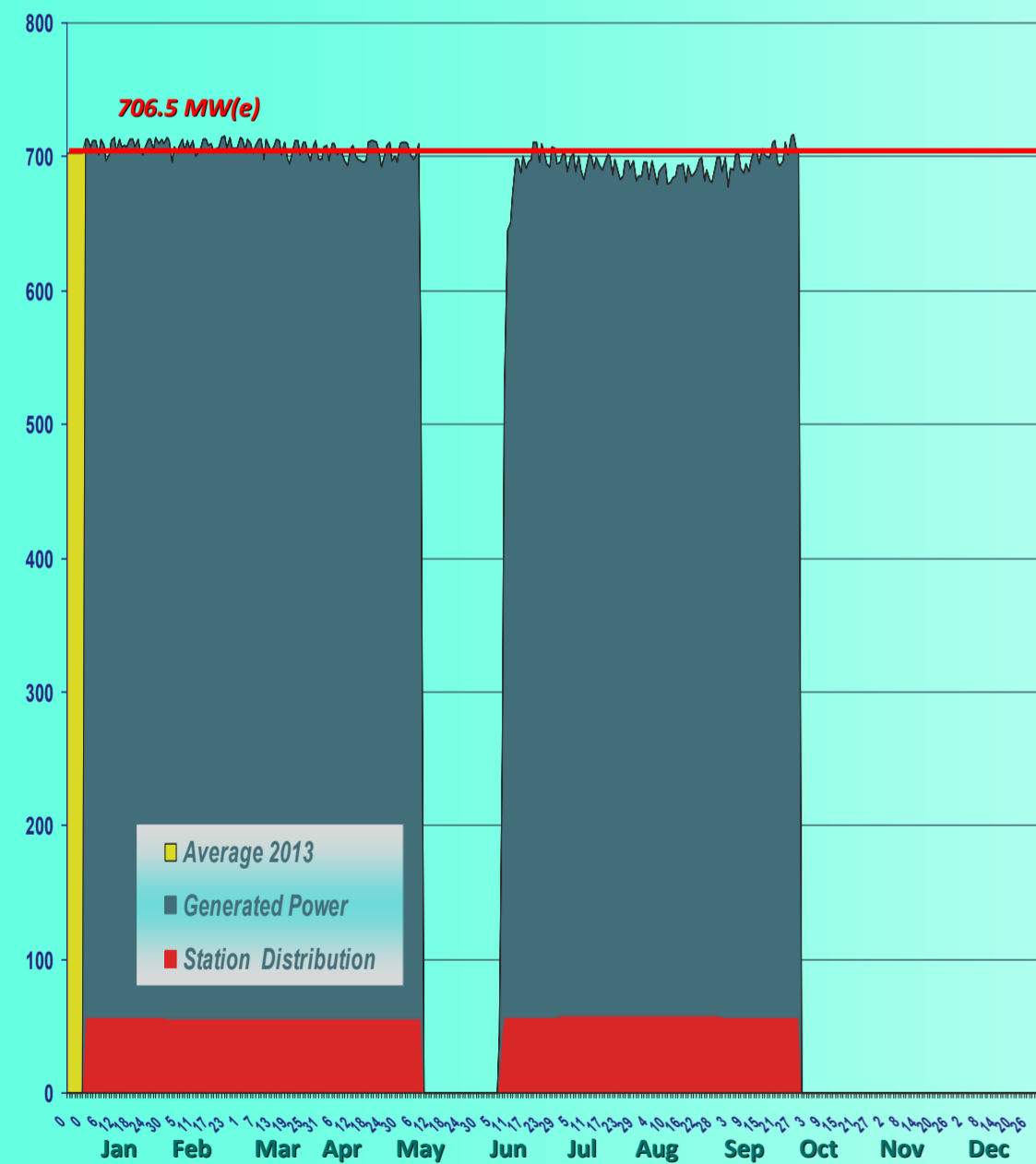


Cernavoda NPP UNIT 1+2 Since in Service

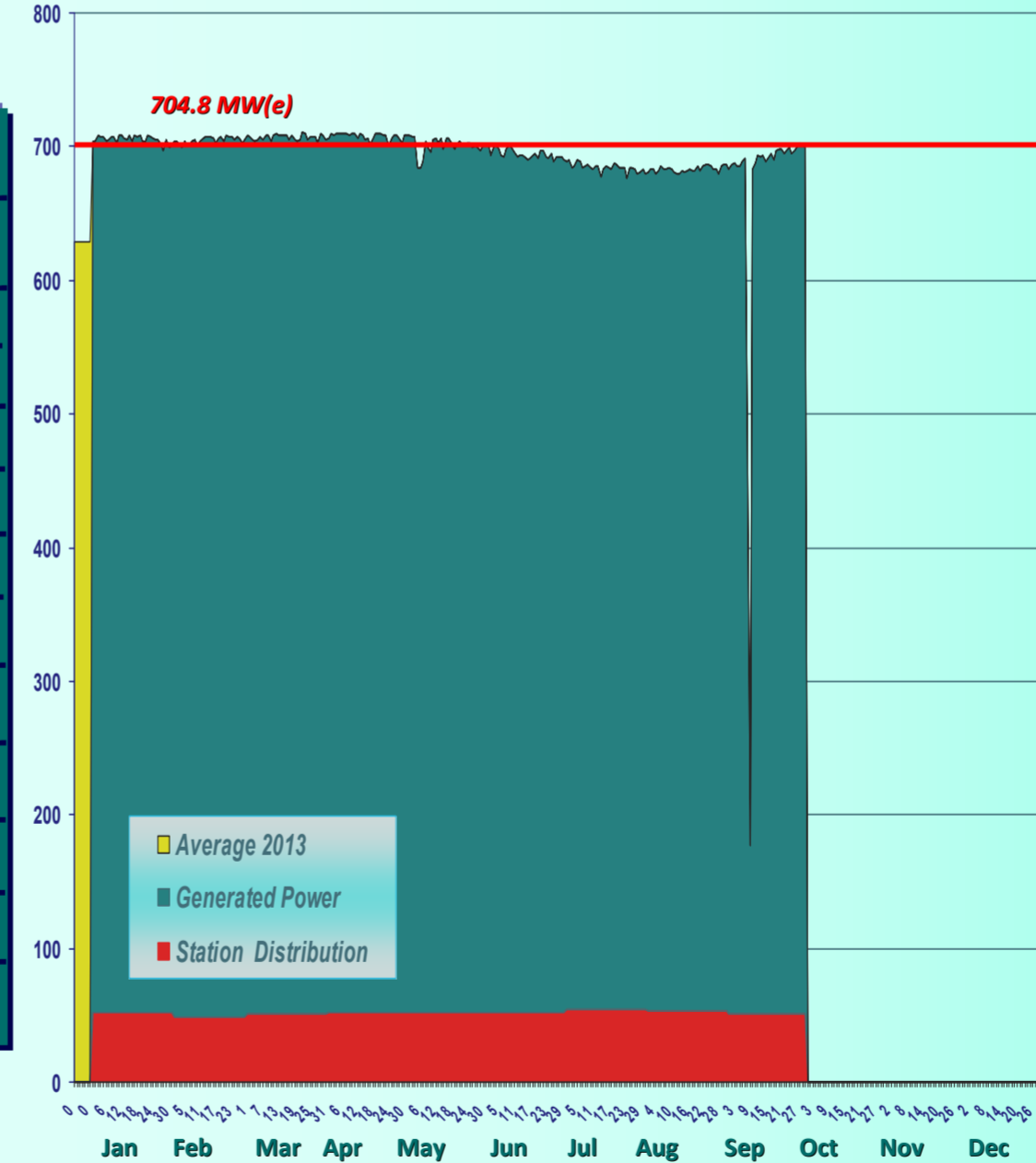


Station Performance

Year	1996	1997	1998	1999	2000	2001	2002	2003	2004	2005	2006	2007	2008		2009		2010		2011		2012		2013		Lifetime Statistics			
	Unit 1	Unit 1	Unit 1	Unit 1	Unit 1	Unit 1	Unit 1	Unit 1	Unit 1	Unit 1	Unit 1	Unit 1	Unit 1	Unit 2	Unit 1	Unit 2	Unit 1	Unit 2	Unit 1	Unit 2	Unit 1	Unit 2	Unit 1	Unit 2	Unit 1	Unit 2	Unit 1	Unit 2
Total Generated Power (gross)	506,832	5,400,856	5,307,181	5,198,083	5,455,751	5,445,900	5,513,410	4,905,663	5,548,082	5,554,959	5,631,510	6,005,176	961,986	5,227,976	5,997,832	6,158,677	5,593,082	5,622,222	6,000,987	6,133,868	5,613,336	5,383,713	6,082,523	6,121,295	5,497,112	99,190,397	40,301,038	MWh
Total Power (net)	462,039	4,968,837	4,918,951	4,813,027	5,053,355	5,049,871	5,106,225	4,541,418	5,142,305	5,114,677	5,177,957	5,518,346	887,239	4,805,476	5,528,108	5,661,651	5,158,248	5,167,231	5,537,520	5,633,142	5,177,835	4,948,204	5,615,317	5,622,015	5,073,743	91,438,981	37,185,719	MWh
Unit Capacity Factor	99.67	87.27	86.19	84.51	88.30	88.25	89.37	79.52	89.71	90.08	91.37	97.62	93.23	84.83	96.92	100.10	90.60	91.53	97.24	99.67	91.07	87.16	98.47	99.40	89.15	90.24	94.44	%



Month	Generated Power	Net Power	Unit Capacity Factor
	MWh	MWh	%
January	527,579	484,808	101.12%
February	475,858	437,671	101.03%
March	525,477	483,040	100.91%
April	506,125	465,182	100.19%
May	148,877	136,752	28.42%
June	352,582	322,068	69.31%
July	516,154	472,622	98.20%
August	512,898	469,590	97.58%
September	503,641	462,521	99.01%
TOTAL	4,069,192	3,734,255	88.27%



Month	Generated Power	Net Power	Unit Capacity Factor
	MWh	MWh	%
January	524,842	485,333	100.44%
February	473,530	440,044	100.35%
March	525,251	486,492	100.48%
April	509,532	471,117	100.41%
May	521,559	482,416	99.69%
June	499,995	461,771	98.93%
July	509,116	468,366	97.47%
August	508,205	467,682	97.37%
September	481,918	444,486	95.27%
TOTAL	4,553,948	4,207,709	98.93%

Commissioning Station Statistics

	Unit #1 11.07 ÷ 02.12.1996	Unit #2 07.08 ÷ 01.11.2007	
Total Generated Power (gross)	878,833	741,858	MWh
Total Power (net)	724,401	673,516	MWh

Lifetime Station Statistics

Total Generated Power (gross)	139,491,435	MWh
Total Power (net)	128,624,701	MWh