
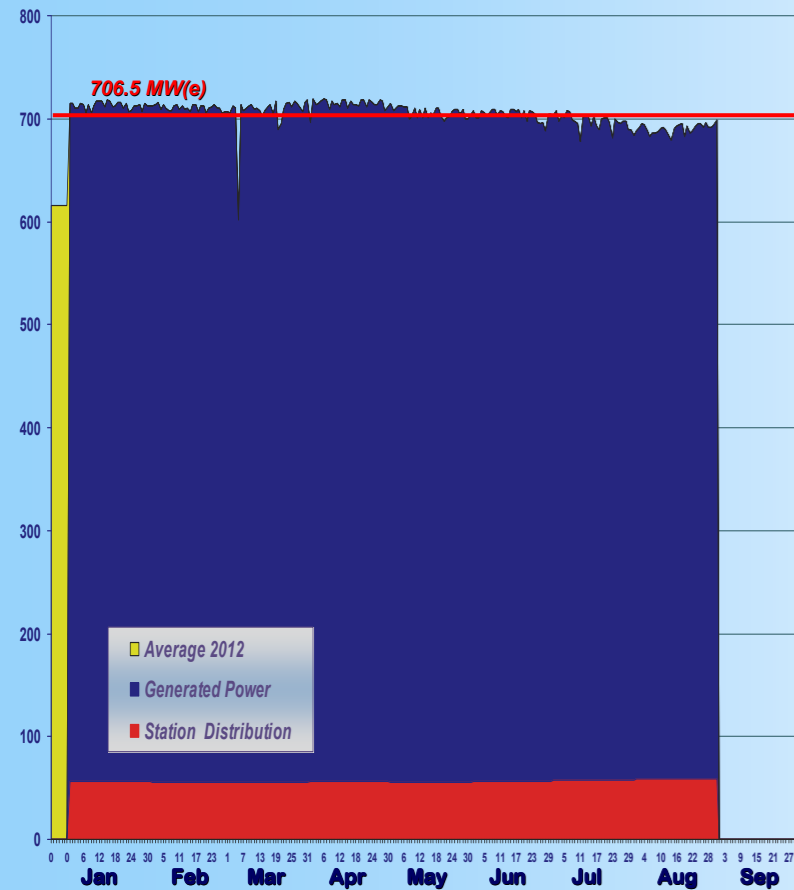


# Cernavoda NPP UNIT 1+2 Since in Service

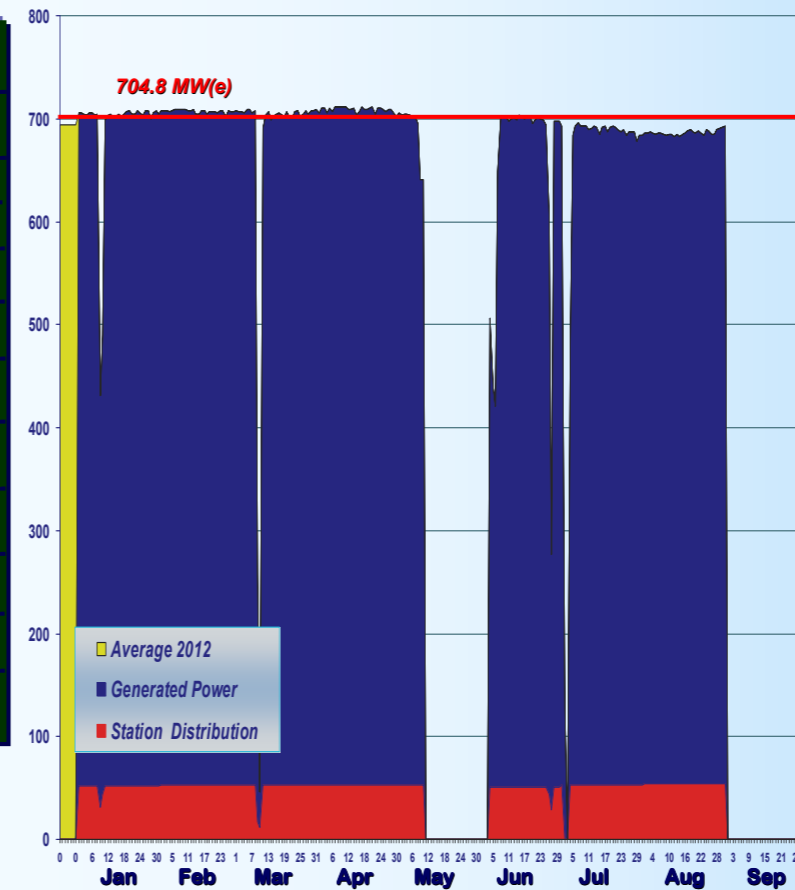


## Station Performance

Year	1996		1997		1998		1999		2000		2001		2002		2003		2004		2005		2006		2007		2008		2009		2010		2011		2012		Lifetime Statistics		
	Unit 1	Unit 1	Unit 1	Unit 1	Unit 1	Unit 1	Unit 1	Unit 1	Unit 1	Unit 1	Unit 1	Unit 1	Unit 1	Unit 1	Unit 1	Unit 1	Unit 1	Unit 2	Unit 1	Unit 2	Unit 1	Unit 2	Unit 1	Unit 2	Unit 1	Unit 2	Unit 1	Unit 2	Unit 1	Unit 2	Unit 1	Unit 2	Unit 1	Unit 2	MWh		
Total Generated Power (gross)	506,832	5,400,856	5,307,181	5,198,083	5,455,751	5,445,900	5,513,410	4,905,663	5,548,082	5,554,959	5,631,510	6,005,176	961,986	5,227,976	5,997,832	6,158,677	5,593,082	5,622,222	6,000,987	6,133,868	5,613,336	5,383,713	6,082,523	93,111,284	33,823,220	MWh											
Total Power (net)	462,039	4,968,837	4,918,951	4,813,027	5,053,355	5,049,871	5,106,225	4,541,418	5,142,305	5,114,677	5,177,957	5,518,346	887,239	4,805,476	5,528,108	5,661,651	5,158,248	5,167,231	5,537,520	5,633,142	5,177,835	4,948,204	5,615,317	85,858,776	31,201,081	MWh											
Unit Capacity Factor	99.67	87.27	86.19	84.51	88.30	88.25	89.37	79.52	89.71	90.08	91.37	97.62	93.23	84.83	96.92	100.10	90.60	91.53	97.24	99.67	91.07	87.16	98.47	90.18	93.94	%											



Month	Generated Power	Net Power	Unit Capacity Factor
	MWh	MWh	%
January	530,265	487,814	101.58%
February	477,394	439,116	101.38%
March	524,725	482,387	100.65%
April	514,814	473,569	101.65%
May	525,284	483,446	100.16%
June	506,696	465,316	99.80%
July	518,535	474,726	98.80%
August	513,663	469,690	98.00%
<b>TOTAL</b>	<b>4,111,375</b>	<b>3,776,064</b>	<b>100.23%</b>



Month	Generated Power	Net Power	Unit Capacity Factor
	MWh	MWh	%
January	512,487	473,312	98.13%
February	475,258	439,174	100.52%
March	497,129	459,076	95.15%
April	510,154	471,533	100.62%
May	166,923	154,122	31.83%
June	422,809	389,243	83.30%
July	477,798	440,359	91.20%
August	510,684	469,995	97.40%
<b>TOTAL</b>	<b>3,573,242</b>	<b>3,296,814</b>	<b>87.10%</b>

### Commissioning Station Statistics

	Unit #1 11.07 + 02.12.1996	Unit #2 07.08 + 01.11.2007	
Total Generated Power (gross)	878,833	741,858	MWh
Total Power (net)	724,401	673,516	MWh

### Lifetime Station Statistics

Total Generated Power (gross)	126,934,504	MWh
Total Power (net)	117,059,857	MWh