




SNN Investors Teleconference

**Audited Individual Financial Statements
as at and for the 12 month period ended
December 31, 2023**

Bucharest: April 26, 2024



NUCLEARELECTRICA

POWERed by people

EXECUTIVE SUMMARY

01

Financial Highlights

- 2023 Financial Results
- Net result evolution
- Income statement
- Financial position
- Final vs. Preliminary Income statement

02

Sales of electricity

- Sales of electricity evolution
- Sales structure analysis

03

OPEX

04

CAPEX

- Main investments

05

Technical performances

- Radioactive emissions
- Nuclear fuel burn up factor
- Capacity factor

06

SNN details

Financial Results Highlights

01

Indicator	Unit	12M ended 31.12.2023 actual (audited) 1	12M ended 31.12.2022 actual (audited) 2	Var (abs) 3	Var (%) 4=3/2	12M ended 31.12.2023 ¹⁾ Rectified Budget 5	Var (%) 6=(1-5)/5
Q sold (w/out PE)	MWh	10,459,245	10,513,116	(53,871)	(0.5%)	10,461,026	0.0%
Total revenues and other income , out of which:	RON '000	7,586,317	6,534,010	1,052,902	16.1%	7,522,274	0.9%
- Sales of electricity (incl. thermal energy)	RON '000	7,424,044	6,343,640	1,080,404	17.0%	7,404,771	0.3%
OPEX - less depreciation, amortization and windfall tax	RON '000	(1,850,718)	(1,857,584)	(6,866)	(0.4%)	(2,104,217)	(12%)
Windfall tax	RON '000	(2,623,619)	(1,085,014)	1,538,605	141.8%	(2,638,184)	(0.6%)
EBITDA	RON '000	3,122,575	3,591,412	(478,837)	(13.3%)	2,779,872	12%
Depreciation and amortization	RON '000	(631,370)	(605,405)	(25,965)	4.3%	(653,578)	(3.4%)
EBIT	RON '000	2,481,205	2,986,007	(504,802)	(16.9%)	2,126,295	16.7%
Financial result	RON '000	378,928	206,489	172,439	83.5%	358,344	5.7%
Income tax	RON '000	(353,614)	(428,073)	74,459	(17.4%)	(388,270)	(8.9%)
Net profit		2,506,519	2,764,423	(257,904)	(9.3%)	2,096,369	19.6%

Net profit: 2.5 bn RON → -9.3% below 12M'22
→ +19.6% above rectified budget

Main drivers:

- Sales of electricity + 17% (+1,053 mil RON) above 12M'22, based on higher average selling price for similar quantity
- Windfall Tax +141.8% (+ 1,539 mil RON), based on full price taxation as opposed to 80% in 2022, as well as higher selling prices in 2023 as opposed to 2022.
- Financial result +83.5% (+172 mil RON) above 12M'22, based on high performance in cash management, resulting in interest income significant higher than 12M'22

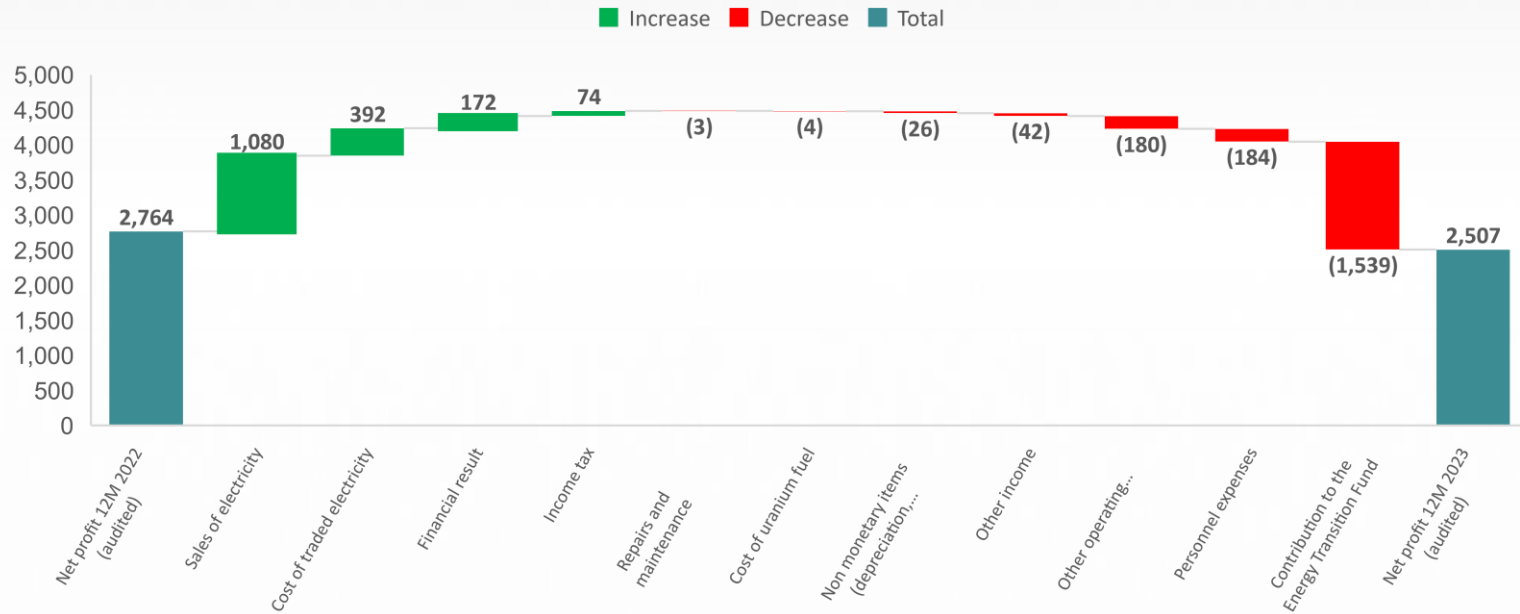
¹⁾ The Rectified Revenue and Expenditure Budget approved by Board of Director's Decision no. 232/27.10.2023.

Financial Highlights

- Detailed Net result evolution -

01

Net result evolution (mil RON)



Net profit for 2023 recorded a 9.3% decrease compared to 2022 (-258 mil RON)

Negative impact coming from:

- **significant increase in windfall tax/contribution to the Energy Transition Fund** -1,539 mil RON impact
- **increase in personnel cost** -184 mil RON impact

Positive impact coming from:

- **increase in sales of electricity** from higher electricity prices, for similar quantity sold +1,080 mil RON impact
- **decrease in traded electricity costs** resulted from less unplanned outage hours +392 mil RON impact
- **increase in net financial result** due to higher interest revenues recorded during the reporting period +172 mil RON impact

Financial Highlights

- 2023 Income statement -

01

RON '000	12M ended 31.12.2023 actual	12M ended 31.12.2022 actual	Variation (%)	12M ended 31.12.2023* rectified budget	Variation (%)
	1	2	3 = (1 - 2)/2	4	5 = (1 - 4)/4
Revenues					
Sales of electricity **	7,424,044	6,343,640	17.0%	7,404,771	0.3%
Electricity transmission revenues	37,405	22,903	63.3%	37,594	(0.5%)
Total revenues	7,461,449	6,366,543	17.2%	7,442,365	0.3%
Other income	125,463	167,468	(25.1%)	79,909	57%
Operating expenses					
Personnel expenses	(739,227)	(555,236)	33.1%	(786,191)	(6%)
Cost of traded electricity	(121,452)	(513,740)	(76.4%)	(251,931)	(51.8%)
Repairs and maintenance	(92,776)	(86,469)	7.3%	(122,307)	(24.1%)
Electricity transmission expenses	(37,405)	(22,903)	63.3%	(37,594)	(0.5%)
Costs with spare parts	(22,542)	(25,908)	(13.0%)	(24,823)	(9.2%)
Cost of uranium fuel	(155,524)	(151,211)	2.9%	(187,878)	(17.2%)
Expenditure on additional tax / Contribution to the Energy Transition Fund	(2,623,619)	(1,085,014)	141.8%	(2,638,184)	(0.6%)
Other operating expenses	(681,792)	(502,116)	35.8%	(693,494)	(1.7%)
Total operating expenses	(4,474,337)	(2,942,597)	52.1%	(4,742,401)	(5.7%)
EBITDA	3,122,575	3,591,413	(13.3%)	2,779,872	12%
Depreciation and amortization	(631,370)	(605,405)	4.3%	(653,578)	(3.4%)
EBIT	2,481,205	2,986,008	(16.9%)	2,126,295	16.7%
Finance costs	(34,774)	(31,687)	9.7%	(26,110)	33.2%
Finance income	413,702	238,176	73.7%	384,454	7.6%
Income tax charge, net	(353,614)	(428,073)	(17.4%)	(388,270)	(8.9%)
Net profit	2,506,519	2,764,423	(9.3%)	2,096,369	19.6%

* The Rectified Revenue and Expenditure Budget approved by Board of Director's Decision no. 232/27.10.2023

** Including thermal energy.

Financial Highlights

- 2023 Financial position -

01

RON '000	31.12.2023	31.12.2022	Variation
	(audited)	(audited)	(%)
	A	B	C = (A - B)/B
Total non-current assets	7,501,677	6,049,279	24%
Inventories	1,067,737	653,200	63.5%
Trade receivables	624,306	438,540	42.4%
Other financial assets at amortized cost	327,447	140,955	132.3%
Cash and cash equivalents (incl. deposits)	3,641,592	4,510,799	(19.3%)
Total current assets	5,661,081	5,743,493	(1.4%)
Total assets	13,162,757	11,792,772	11.6%
Share capital and premium	3,243,416	3,243,416	0.0%
Prepaid share reserve	21,554	21,554	0.0%
Revaluation reserve	336,997	394,370	(14.5%)
Retained earnings	8,153,125	6,876,166	18.6%
Total shareholder's equity	11,755,091	10,535,505	11.6%
Long term borrowings	0	64,811	(100%)
Long term lease liabilities	15,605	12,831	21.6%
Provisions for risks and expenses	204,807	174,505	17.4%
Other non-current liabilities	146,831	204,615	(28.2%)
Total non-current liabilities	367,243	456,762	(19.6%)
Accounts payable and other liabilities	850,747	655,205	29.8%
Current portion of provisions for risks and expenses	119,868	77,041	55.6%
Short term lease liabilities	4,167	2,734	52.4%
Current portion of long term borrowings	65,641	65,525	0.2%
Total current liabilities	1,040,423	800,505	30%
Total liabilities	1,407,666	1,257,267	12%
Total equity and liabilities	13,162,757	11,792,772	11.6%

Main variations financial position:

Non-current assets +24% coming from:

- purchase of **long-term bonds** - approx. 552,2 mil. RON, issued by CEC Bank;
- increase in **financial investments** in affiliated entity: EnergoNuclear's share capital increase contribution by approx.. 23 mil, Nuclearelectrica Serv's share capital increase contribution by 17 mil. RON, RoPower's share capital increase contribution by 15 mil. RON.

Current assets -1.4% - mainly from decrease in cash and cash equivalents (incl. deposits) by -19,3%

Non-current liabilities -19.6% – decrease of the long-term portion of the external loan contracted from EURATOM (due in 2024).

Current liabilities +30% - balance includes windfall tax due for December, paid in the following month; increase in account payables from a general increase in prices.

Equity - the increase in the result carried forward with the profit of the previous period;

Financial Highlights

- Final vs. Preliminary Income statements -

01

RON '000	2023 (audited) 1	2023 (preliminary) 2	Var. abs. 3 = (1-2)
Revenues			
Sales of electricity **	7,424,044	7,423,898	146
Electricity transmission revenues	37,405	37,405	(0)
Total revenues	7,461,449	7,461,303	146
Other income	125,463	125,015	448
Operating expenses			
Personnel expenses	(739,227)	(749,599)	10,372
Cost of traded electricity	(121,452)	(120,102)	(1,350)
Repairs and maintenance	(92,776)	(92,653)	(123)
Electricity transmission expenses	(37,405)	(37,405)	0
Costs with spare parts	(22,542)	(22,542)	0
Cost of uranium fuel	(155,524)	(155,481)	(43)
Expenditure on additional tax / Contribution to the Energy Transition Fund	(2,623,619)	(2,624,831)	1,212
Other operating expenses	(681,792)	(661,285)	(20,507)
Total operating expenses	(4,474,337)	(4,463,898)	(10,439)
EBITDA	3,112,575	3,122,420	(9,845)
Depreciation and amortization	(631,370)	(631,516)	146
EBIT	2,481,205	2,490,904	(9,699)
Finance costs	(34,774)	(32,105)	(2,669)
Finance income	413,702	413,685	17
Profit tax charge, net	(353,614)	(389,999)	36,385
Net profit	2,506,519	2,482,485	24,034

Preliminary Financial statements 2023

vs.

Final audited Financial statements 2023

Higher net profit by 24 million RON representing a 0.97% increase driven mainly by:

- **Decrease in personnel expenses -10,3 million RON (-1.38%)** - determined mainly by the actuarial update of the employee benefits (jubilee bonuses, retirement aid, other benefits) / the preliminary financial statements did not include the expense with the update of 10.3 million RON; registered after obtaining the actuarial report

- **Increase in Other operating expenses + 20,5 million RON (+3.1%)** - Recognition of a provision in the amount of 19,171,498 RON, regarding the calculation of the Contribution to the Energy Transition Fund for the period 01.09-31.12.2022.

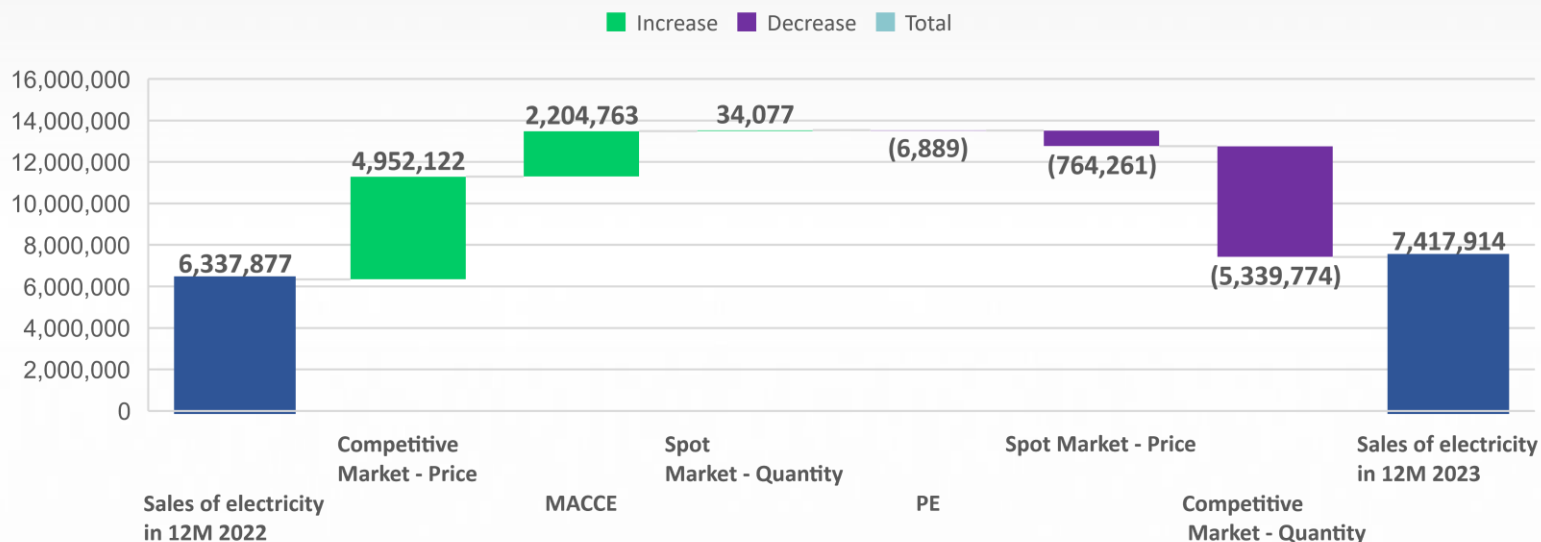
- **Increase in Financial costs + 2,6 million RON (+8.3%)** - the interest cost related to the employee benefits provision, according to the actuary report this also implies a financial update of this obligation, of approx. 3 million RON.

- **Decrease in Profit tax, net -36,3 million RON (-9.33%)** - Update of the profit tax calculation as of 31.12.2023: as a result of the identification of adjustments/corrections in the calculation and the impact of the changes in P&L.

Sales of electricity increased by 17% 2023 vs 2022

02

Electricity sales evolution (RON '000)



Electricity sales evolution from 2022 to 2023 determined mainly by increase in weighted average selling price (w/out Tg) +17.6%, for a similar quantity of electricity sold -0.5%:

- **MACEE*** : regulated price of 450 RON/MWh, for 4,938,911 MWh;
- **Competitive Market**: +99.3% increase in price, with -53.8% decrease in quantity sold;
- **Spot Market**: -57.2% decrease in price, with +6% increase in quantity sold;
- **Balancing Market (PE)**: with -29.6% decrease of price, with a similar quantity sold.

*Centralized Electricity Acquisition Mechanism implemented starting 01 January 2023

Sales structure analysis 2023 vs. 2022

02

Starting with January 1, 2023, the Company is a seller within the Centralized Electricity Acquisition Mechanism ("MACEE"), established by GEO no. 153/2022 for the period 1 January 2023 – 31 March 2025. During 2023, SNN participated both on the competitive segment and in the MACEE mechanism.

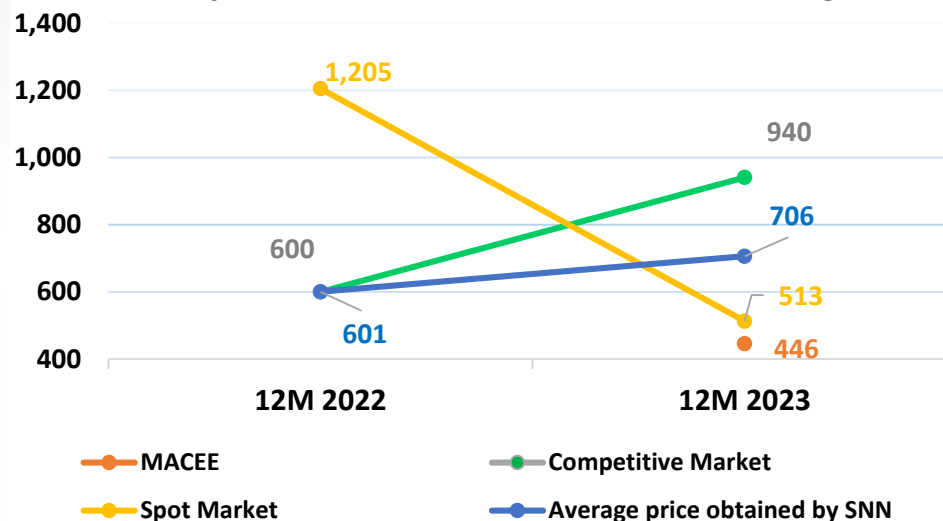
Despite significant change in sales mix (from implementing MACEE), the **company sold electricity on competitive market at higher prices, thus generating performance.**

Within MACEE, the company is obliged to sell electricity at fixed regulated price of **450 RON/MWh** (Tg included; 446.86 RON/MWh w/out Tg). The quantities of electricity sold in 2023 within **MACEE** represented **47.2%** of total volume of electricity sold.

On the **Competitive Market**, in 2023, the quantity of electricity represented **41.6%** of the total volume of electricity sold, compared to **89.5%** recorded in 2022. The average selling price during the reporting period was **940 RON/MWh** (w/out Tg), recording a 56.7% increase as compared to the average price recorded in 2022, of 600 RON/MWh (w/out Tg).

On the **Spot Market (PZU + PI)**, the quantities of electricity sold during 2023 were similar with previous year and represented **11.2%** of the total sales volume. The average price on spot market, achieved by SNN in 2023 was **513 RON/MWh (w/out Tg)**, compared to 1,205 RON/MWh (w/out Tg) in 2022.

Sales prices evolution (RON/MWh w/out Tg)



Quantities MWh	2023 actual	2022 actual	Variation comparative period [%]	2023 budgeted*)	Variation Actual vs Budgeted [%]
MACEE	4,938,911	0	100.0%	4,938,911	0.0%
Competitive Market	4,350,214	9,409,435	(53.8%)	4,354,553	(0.1%)
Spot Market	1,170,120	1,103,681	6.0%	1,167,562	0.2%
TOTAL	10,459,245	10,513,116	(0.5%)	10,461,026	(0.02%)

*) Rectified Budget approved by BoD decision no 232/27.10.2023

Cost structure (RON '000)	12M 2023 actual [1]	% in total	12M 2022 actual [2]	% 3=[1-2]/2	12M 2023 budgeted [4]	% 5=[1-4]/4
Windfall tax expenses for electricity producers / Contribution to the Energy Transition Fund	2,623,619	51.4%	1,085,014	141.8%	2,638,184	(0.6%)
Personnel expenses	739,227	14.5%	555,236	33.1%	786,191	(6.0%)
Depreciation and amortization	631,370	12.4%	605,405	4.3%	653,578	(3.4%)
Other operating expenses	449,809	8.8%	307,190	46.4%	462,817	(2.8%)
Cost of uranium fuel	155,524	3.0%	151,211	2.9%	187,878	(17.2%)
Technological and non-technological water and energy	123,768	2.4%	91,269	35.6%	123,961	(0.2%)
Cost of traded electricity	121,452	2.4%	513,740	(76.4%)	251,931	(51.8%)
ANDR contribution	101,845	2.0%	100,535	1.3%	103,488	(1.6%)
Repairs and maintenance	92,776	1.8%	86,469	7.3%	122,307	(24.1%)
Electricity transmission expenses	37,405	0.7%	22,903	63.3%	37,594	(0.5%)
Cost with spare parts	22,542	0.4%	25,908	(13.0%)	24,823	(9.2%)
ANRE contribution	6,370	0.1%	3,122	104.1%	3,229	97.3%
Total	5,105,707	100%	3,548,002	43.9%	5,395,979	(5.4%)

❑ **2023 OPEX higher with 43.6% compared to 2022, -5.4% vs budget based on:**

- **Windfall tax / Contribution to the Energy Transition Fund:** highest cost within SNN OPEX, recorded a significant **increase of 141.9% (+1,539 mil RON)**, on the basis of successive changes in legislation referring to taxation percentage, higher prices and calculation method :
 - Before Sept. 22: tax of 80% applied to additional income resulting from the difference between the average monthly selling price of electricity obtained by SNN and regulated fixed price of 450 RON/MWh, for electricity sold (art. II of Law 259/29.10.2021, methodology established by GEO no. 27/18.03.2022); the applicable methodology allowed deduction of significant costs (eg cost of traded electricity) from revenues used as basis for computation of average monthly selling price;
 - After Sept. 22: tax of 100%; selling price increased, resulting in increase in windfall tax; starting September 1, 2022 GEO no. 27/2022 was amended and supplemented by GEO nr.119/2022, main update on computation methodology - does not allow deduction of significant costs (eg cost of traded electricity)
- **Personnel expenses:** **increased by 33%** as a result of a slight increase in the number of employees and also SNN's commitments, as well as the increase with salaries adopted in Q4 2022 and Q3 2023 and with employees participation to profit.
- **Depreciation and amortisation:** **+4.3%** due to new assets put in function;

- **Cost of uranium fuel:** expenses **increase of 2.9%**, due to increase in the weighted average cost of fuel bundles, which comprises all cost components;
- **Technological and non-technological water and energy:** **35.6% increase** due to higher utility prices recorded in 12M 2023.
- **Cost of traded electricity:** significant **decrease of -76.6%**; in 12M 23 fewer hours of unplanned outage of the nuclear reactors, thus low quantity of electricity acquired during the period; lower costs with imbalances: these expenses represent the equivalent of energy received from balancing market mainly due to differences in notified quantities vs. delivered. The total value of imbalances costs for the first 12 months of 2023 was 51,943 KRON, recording a -62.7% decrease compared to the similar previous period.
- **ANDR contribution** for decommissioning (0.6 EUR/MWh) and for permanent storage of radioactive waste (1.4 EUR/MWh), **no notable variation**;
- **Cost with repairs and maintenance:** recorded a slight increase of 7.3%, correlated with the repairs and maintenance program and with the needs in 2023.
- **Electricity transmission expenses:** recorded a **significant increase of +63.3%** due to the increase in the level the transmission tariff into the grid (1.49 RON/MWh during 01.01.2022-31.03.2022, 2.53 RON/MWh during 01.04.2022-31.03.2023 and 4.04 RON/MWh starting 01.04.2023).
- **ANRE contribution:** : **significant increase**, correlated with the increase of the basis for computation of the contribution, represented by sales of electricity recorded in the previous financial year.

Capital expenditure of SNN during 2023:

- 630,749 mil RON during 2023 (2022: 561 mil. RON) out of total investment program of 710 mil. RON.
- similar % degree of completion compared to similar previous period: 2023 → 88.8% vs 2022 → 92.2%
- in 2023 the investments were made according to the planning for the year:

CAPEX Program [thousand RON]	Budget 2023*	Degree of completion 31.12.2023		Budget 2022**	Degree of completion 31.12.2022	
Ongoing investments	527,333	477,284	90.5%	409,585	390,846	95.4%
Investments made on tangible assets	87,564	76,021	86.8%	100,694	77,687	77.2%
Equipments	95,421	77,444	81.2%	98,941	92,875	93.9%
Total value of investment program	710,318	630,749	88.8%	609,220	561,408	92.2%

*) Revised through BoD no. 232/27.10.2023

**) Revised through GSM no. 10/19.10.2022

- Aspects related to main investments and long term strategic projects -

- **Unit 1 Refurbishment**
- **Unit 3 and 4 Project CNE Cernavoda**
- **Small Modular Reactors**
- **Tritium Removal Facility Project - CTRF**

- Aspects related to main investments and long term strategic projects -

Unit 1 Refurbishment:

- On March 7, 2023, SNN selected Candu Energy Inc., a member of the SNC-Lavalin Group (TSX: SNC), to provide engineering services for the development of design documentation for retrofitting activities that require the purchase of equipment/ components with a long manufacturing period and for complex activities with a long design time, for the CANDU reactor of Unit 1 at Cernavoda. In the framework of the two-year agreement, worth approximately 65 million CAD, SNC-Lavalin will perform engineering services, in order to prepare the future re-engineering project of Cernavoda CNE Unit 1.
- In October 2023, it was completed the assignment procedure with the Association Candu Energy Inc and Canadian Commercial Corporation (CCC) which has the following objectives:
 - a) Supply of reactor components necessary for the retubing works;
 - b) Supply of tools necessary for the Retubing works, improved/adapted in advance so that they correspond to the specific technical requirements of Unit 1 from CNE Cernavoda.
 - c) Engineering Services/Technical Assistance/Technical Support.
- The procurement procedure for "Project management services, technical assistance, consultancy and staff training necessary for the preparation and implementation of the Re-technology project of Unit 1 at CNE Cernavoda" is underway.
- On February 15, 2024, SNN signed a Memorandum of Understanding with SACE and Ansaldo Nucleare.
 - Ansaldo Nucleare has expressed its interest to formulate a bid for the supply of engineering and project management services, the procurement, installation and commissioning of components and systems, mainly for the classical part of the plant, necessary to complete and commission Unit 1 Refurbishment.
 - SACE has expressed its interest in supporting the financing of SN Nuclearelectrica SA's two projects, Unit 1 Refurbishment and Unit 3 and 4 Project, with an amount of up to EUR 2 billion.

- Aspects related to main investments and long term strategic projects -

Unit 3 and 4 Project CNE Cernavoda:

- On March 31, 2023, was adopted the Law no. 74 for the approval of the signing of the Support Agreement between the Romanian state and SN Nuclearelectrica S.A. regarding the Project of Units 3 and 4 CNE Cernavoda
- On June 9, 2023, the Support Agreement was signed between the Romanian State – the Romanian Government, the General Secretariat of the Government, the Ministry of Energy, the Ministry of Finance, the Ministry of Transport – and the Company.
- The signing of the Support Agreement between the Romanian State and Nuclearelectrica for the development of the Cernavoda NPP Units 3 and 4 Project allows the start of the activities related to Phase II of the Project, namely: the conclusion of the contracts for the development of the critical engineering necessary to update the Project; the updating of the Project budget; the structuring and contracting of the financing and the agreement of an appropriate contractual architecture for the implementation of the Project; the obtaining of the favorable opinion of the European Commission following the notification of the Project according to Art. 41 of the EURATOM Treaty and a positive decision in accordance with the relevant European provisions on State aid; Obtaining the Nuclear Safety Authorization for the Construction phase and making the Final Investment Decision to proceed to Phase III (Construction).
- On September 19, 2023, Jonathan Wilkinson, Canada's Minister of Energy and Natural Resources, together with Sebastian Burduja, Romania's Minister of Energy, announced Canada's decision to support the development of Units 3 and 4 of the Cernavoda NPP with 3 billion Canadian dollars. The announcement reconfirms the strategic partnership between Canada and Romania in the field of nuclear energy to achieve Romania's climate and energy security objectives.
- As mentioned on the previous slide, on February 15 2024, SNN signed a Memorandum of Understanding with SACE and Ansaldo Nucleare.
 - Ansaldo Nucleare is interested in formulating bid for the supply of engineering and project management services, the procurement, installation and commissioning of components and systems, necessary to complete and commission Unit 3 and 4 Project.
 - SACE has expressed its interest in supporting the financing of SN Nuclearelectrica SA's two projects, Unit 1 Refurbishment and Unit 3 and 4 Project, with an amount of up to EUR 2 billion

- Aspects related to main investments and long term strategic projects -

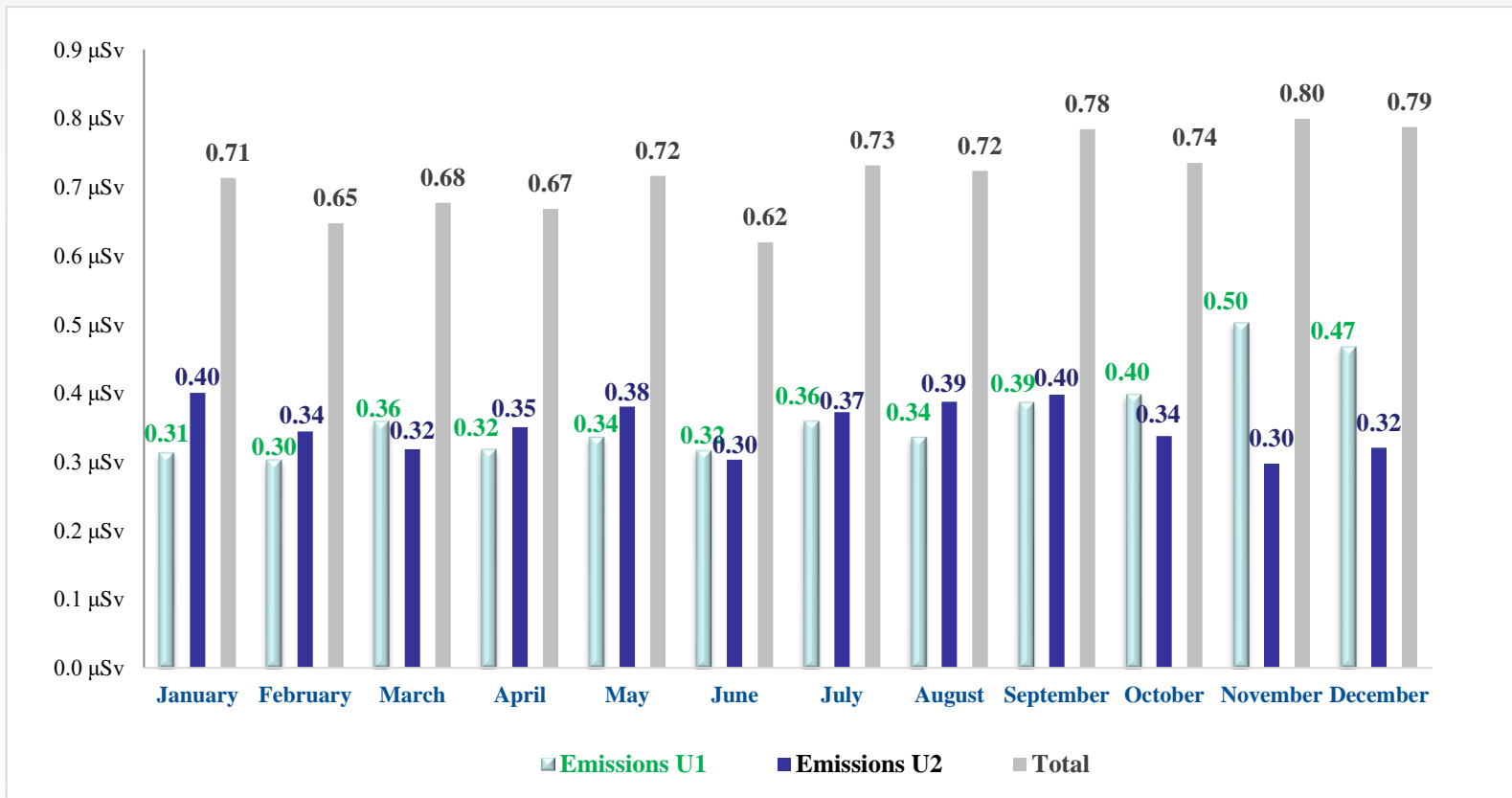
Small Modular Reactors

- On May 20, 2023, the U.S. and multinational public-private partners look to finance up to USD 275 million for the Small Modular Reactors (SMR) project in Romania, which includes a Letter of Interest from U.S. Export-Import Bank (EXIM) for up to USD 99 million from the EXIM Engineering Multiplier Program.
- Furthermore, the US Export-Import Bank (EXIM) and the US International Development Finance Corporation (DFC) issued Letters of Interest of financial support of up to USD 3 billion and, respectively, USD 1 billion for development of this project.
- On June 13 2023 the Company, NuScale Power, E-INFRA, Nova Power & Gas, Fluor Enterprises and Samsung C&T Corporation sign a Memorandum of Understanding to collaborate in the deployment of NuScale VOYGR™ Power Plants in Central and Eastern Europe and Romania
- Following a comprehensive evaluation, CNCAN issued the official approval letter in August 2023, as confirmation of the Licensing Basis Document (LBD) conformity with the national regulatory requirements. The approval of the Licensing Basis Document (LBD) represents a key milestone of the Small Modular Reactors Project, which will facilitate the implementation of the licensing process for all the stages of the plant in Romania.

- Aspects related to main investments and long term strategic projects -**Tritium Removal Facility Project - CTRF**

- The Tritium Removal Facility Project ("CTRF") is part of SNN's portfolio of initiatives aimed at the consistent implementation of the Company's general policy, namely the concern for maintaining nuclear security at the highest standards and improving environmental performance.
- The CTRF installation captures the tritium from the heavy water used in the nuclear-electric power plant from Cernavodă NPP, which will lead to an improvement in operational performance, economic-financial efficiency and increased protection of the population, staff and the environment, in full accordance with the ESG objectives of Nuclearelectric.
- On June 28, 2023, the Company signed the EUR 195 million engineering, procurement and construction (EPC) contract for the completion of the first tritium removal facility in Europe at Cernavodă NPP, between Korea Hydro & Nuclear Power (KHNP) and the Company.
- On July 5, 2023, by GMS no 5/2023, CTRF Strategy was updated; total estimated investment updated to 254 mil EUR, including approval of updated EPC contract to 195 mil EUR
- On December 7th 2023, and by the resolution of AGM no. 8, SNN and The European Investment Bank (EIB) have signed a loan agreement of 145 mil EUR to support the completion of Europe's first Tritium Removal Facility (CTRF).

Radioactive emissions U1+U2 (μSv)



Total 2023:	Anual limit:
8.6	9

Nuclear fuel burn up factor (MWh/KgU)

05

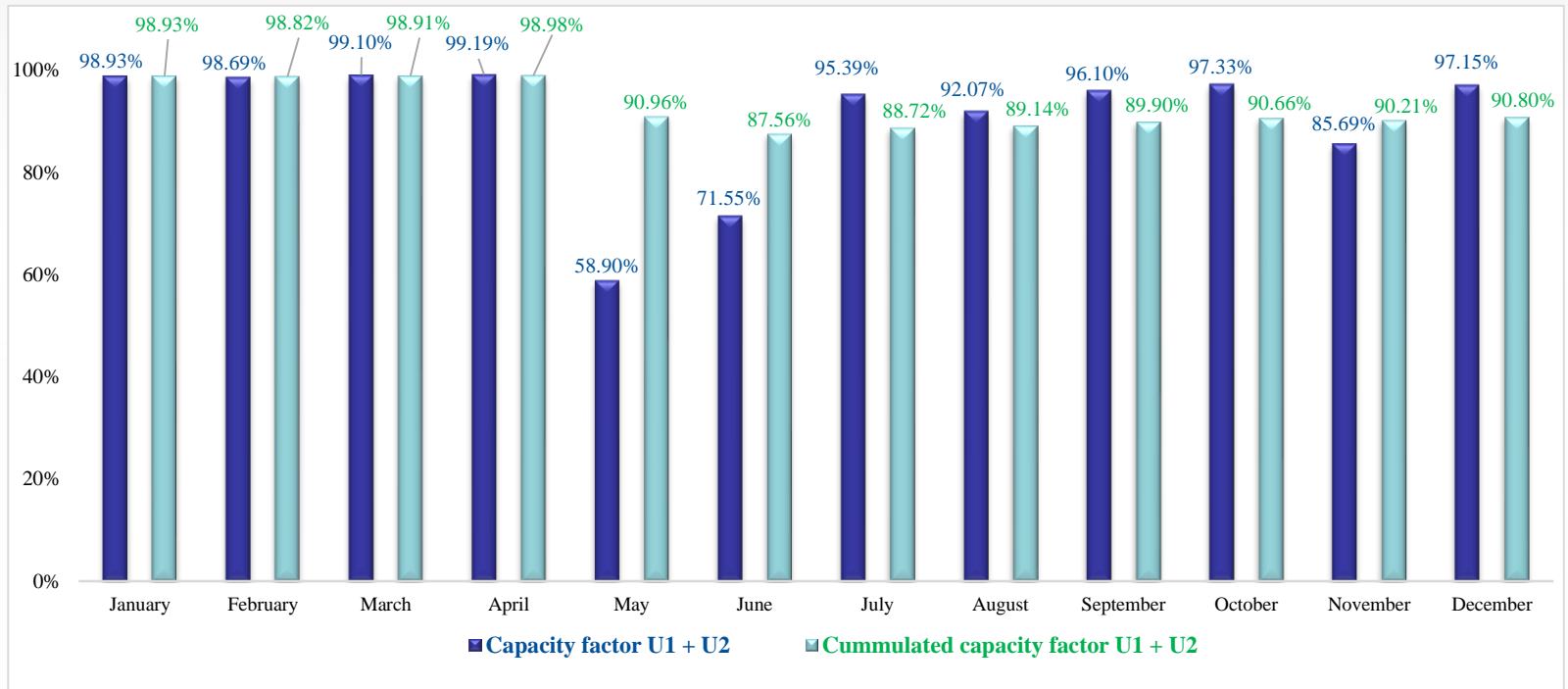


Total 2023:	Project estimated:
172.86	156

CANDU Technology Unit performance U1 + U2 (%)

Capacity Factor (Cumulated 2023: 90.80%)

05



**Unit 2 entered the planned outage program on 07 May 2023, in order to carry out the planned maintenance works, the synchronization to the National Power System (NPS) being realized on 15 June 2023.*

**Unit 1 of the Cernavoda NPP was automatically disconnected from NPS on 08 August 2023, due to a malfunction in the classical part of the unit, without impact on the nuclear part. Unit 1 was reconnected on 10 August 2023*

**Unit 1 of the Cernavoda NPP was automatically disconnected from NPS on 18 November 2023, due to the weather conditions that caused disturbances in the NPS.*

** Unit 2 was shut down in controlled mode on November 20 and on December 30 to carry out remedial work on equipment that is inaccessible with the reactor in operation*

This documents was prepared by Nuclearelectrica team only for this presentation purpose. This document cannot be understood anyway as an offer to sell/buy Nuclearelectrica shares.

The document content is only for your information and all the statements other than statements of historical facts included in this document are referring to intentions, expectations, estimates or future projections of Nuclearelectrica and its management. All statements other than statements on historical facts included in this document, including, without limitation those regarding the Company's financial position, business strategy, plans, and objectives of management for future operations, are forward-looking statements. Such forward-looking statements involve known and unknown risks, uncertainties and other factors which may cause the actual results, performance or achievements of the Company, or industry results, to be materially different from any future results, performance or achievements expressed or implied by such forward-looking statements. Such forward-looking statements are based on numerous assumptions regarding the Company's present and future business strategies and the environment in which the Company will operate in the future and speak only as of the date of this document. As a result of these risks, uncertainties and assumptions, you should in particular not place reliance on these forward-looking statements as a prediction of actual results or otherwise.

Neither Nuclearelectrica not its management, employees or consultants will be responsible for the accuracy and completeness of the information and statements contained in this document and in any circumstances the content of this presentation, in particular, cannot be interpreted as any assurance or guarantee, offered by Nuclearelectrica or its representatives.

This document does not purport to contain all information that may be necessary in respect of the Company or its shares and in any event each person receiving this document needs to make an independent assessment. For an independent assessment in taking any decision regarding Nuclearelectrica, the Company recommends the public documents and information endorsed by Financial Supervisory Authority and Bucharest Stock Exchange.

This document is not directed at, or intended for distribution to or use by, any person or entity that is a citizen or resident or located in any locality, state, country or other jurisdiction where such distribution, publication, availability or use would be contrary to law or regulation or which would require any registration or licensing within such jurisdiction.

S.N. Nuclearelectrica S.A. (SNN)

www.nuclearelectrica.ro

Stock: ISIN ROSNNEACNOR8

Tel.: +40 21 203 82 00

E-mail: investor.relations@nuclearelectrica.ro


Executive Management

COSMIN GHITA - CEO

Cosmin.Ghita@nuclearelectrica.ro

VASILE DASCALU - CFO

Vasile.Dascalu@nuclearelectrica.ro



NUCLEARELECTRICA

2024 Financial Calendar

Event	Date
Publication of the Quarterly Report for the 1st Quarter of the year 2024 (January-March)	14 May 2024 (Tuesday)
Financial analysts, investment advisors, brokers and investors conference call and webcast	Hour of the conference call: 16:00, Romania's time
Publication of the Half-Year Report for the year 2024 (January – June)	14 August 2024 (Wednesday)
Financial analysts, investment advisors, brokers and investors conference call and webcast	Hour of the conference call: 16:00 Romania's time
Publication of the Quarterly Report for the 3rd Quarter of the year 2024 (January – September)	14 November 2024 (Thursday)
Financial analysts, investment advisors, brokers and investors conference call and webcast	Hour of the conference call: 16:00 Romania's time



**THANK YOU
FOR YOUR ATTENTION!**