


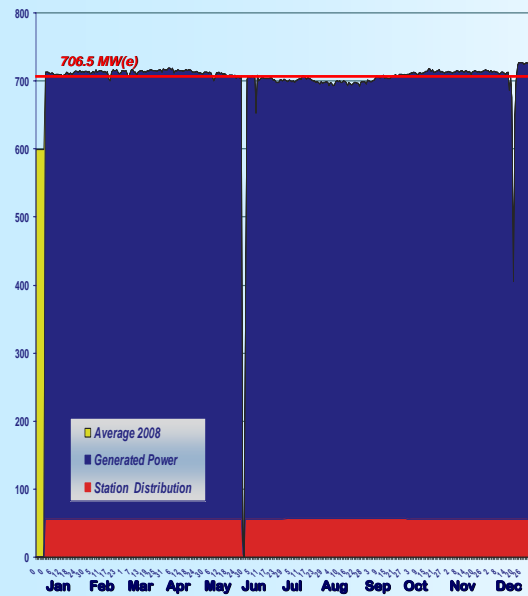


Cernavoda NPP UNIT 1+2 Since in Service



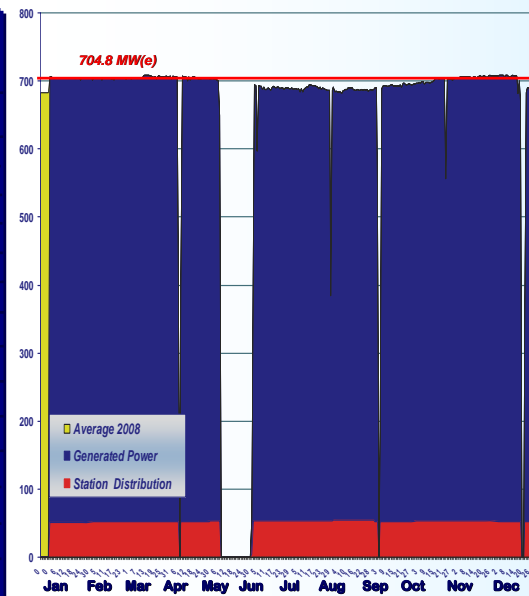
Station Performance

Year	1996	1997	1998	1999	2000	2001	2002	2003	2004	2005	2006	2007		2008		Lifetime Statistics		
	Unit 1	Unit 1	Unit 1	Unit 1	Unit 1	Unit 1	Unit 1	Unit 1	Unit 1	Unit 1	Unit 1	Unit 1	Unit 2	Unit 1	Unit 2	Unit 1	Unit 2	
Total Generated Power (gross)	506,832	5,400,856	5,307,181	5,198,083	5,455,751	5,445,900	5,513,410	4,905,663	5,548,082	5,554,959	5,631,510	6,005,176	961,986	5,227,976	5,997,832	71,860,055	12,552,900	MWh
Total Power (net)	462,039	4,968,837	4,918,951	4,813,027	5,053,355	5,049,871	5,106,225	4,541,418	5,142,305	5,114,677	5,177,957	5,518,346	887,239	4,905,476	5,528,108	66,334,101	11,573,562	MWh
Unit Capacity Factor	99.67	87.27	86.19	84.51	88.30	88.25	89.37	79.52	89.71	90.08	91.37	97.62	93.23	84.83	96.92	89.07	93.73	%



Commercial Operation in 2009-Unit #1

Month	Generated Power (MWh)	Net Power (MWh)	Unit Capacity Factor (%)
January	529,131	486,972	101.70%
February	478,968	440,944	101.83%
March	530,503	488,526	101.81%
April	514,773	473,937	101.78%
May	494,051	454,775	94.27%
June	496,314	455,390	97.86%
July	521,362	478,752	99.56%
August	518,716	475,341	99.00%
September	507,773	466,576	100.20%
October	531,027	488,623	101.35%
November	513,893	472,863	101.90%
December	522,166	479,020	100.00%
TOTAL	6,158,677	5,661,617	100.10%



Commercial Operation in 2009-Unit #2

Month	Generated Power (MWh)	Net Power (MWh)	Unit Capacity Factor (%)
January	524,180	485,065	99.96%
February	473,194	437,532	99.91%
March	524,346	484,986	100.13%
April	475,340	438,823	99.67%
May	133,549	123,320	25.47%
June	474,204	435,387	93.45%
July	505,440	465,411	96.39%
August	510,809	469,285	97.40%
September	466,746	430,024	92.00%
October	518,481	478,438	98.74%
November	508,450	469,547	100.20%
December	478,343	440,399	91.60%
TOTAL	5,593,082	5,158,215	90.60%

Commissioning Station Statistics

	Unit #1 11.07 + 02.12.1996	Unit #2 07.08 + 01.11.2007	
Total Generated Power (gross)	878,833	741,858	MWh
Total Power (net)	724,401	673,516	MWh

Lifetime Station Statistics

Total Generated Power (gross)	84,412,955	MWh
Total Power (net)	77,907,663	MWh